

# 51352 & 51353

Outdoor Lighting

4" LED CYLINDER LIGHTS, 120-277V WITH PHOTOCELL CUP/DOWN LIGHT)

**MCTP** Multi Color Temperature & Multi Power/Wattage (Selectable)

Customer Name: \_\_\_\_\_


Project Name: \_\_\_\_\_

Note: \_\_\_\_\_

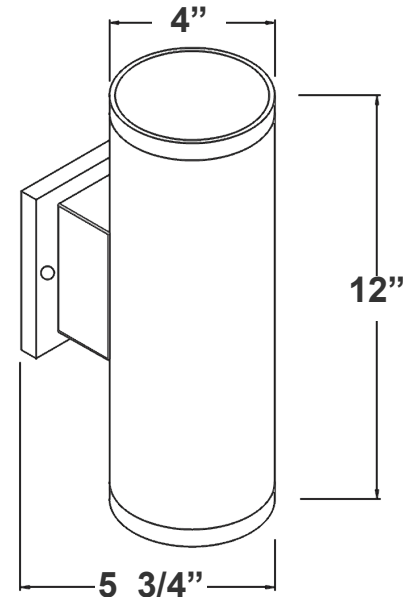
Type: \_\_\_\_\_



Avail. Finishes:



The 6" LED Cylinder Light offers versatile illumination with both up and down lighting capabilities, perfect for enhancing architectural features in commercial and residential applications. Operating on a wide voltage range of 120-277V, this sleek, energy-efficient fixture includes a photocell for automatic dusk-to-dawn operation. With durable construction and modern aesthetics, it's ideal for outdoor facades, entryways, and walkways, providing reliable, energy-saving lighting that adapts to changing daylight conditions.



4" x 12" x 5-3/4"

## Features

- LED: COB Technology with Prismatic Reflector and Frosted Lens
- Housing: Die-Cast Aluminum
- Outdoor Wall Cylinders
- 7-Year Warranty
- MCTP: Multi Color Temperature & Multi Power/Wattage (Selectable Switch Under the Mounting Arm)

## Technical Specifications

### Electrical:

- Voltage: 120-277VAC 60Hz
- Wattage: 2x12W/2x16W/2x20W
- Power Factor: >0.90
- Efficacy: 80LM/W

### Mechanical:

- Outdoor Wall Cylinders
- Housing: Die-Cast Aluminum
- DC Button Photocell with ON/OFF Switch Included
- Uplight/Downlight with ON/OFF Switch
- Finish: Bronze, Brushed Nickel, White, Black, Antique Bronze
- 7-year Warranty
- IP65, Providing a Reliable Weather-Tight Seal

### Lighting:

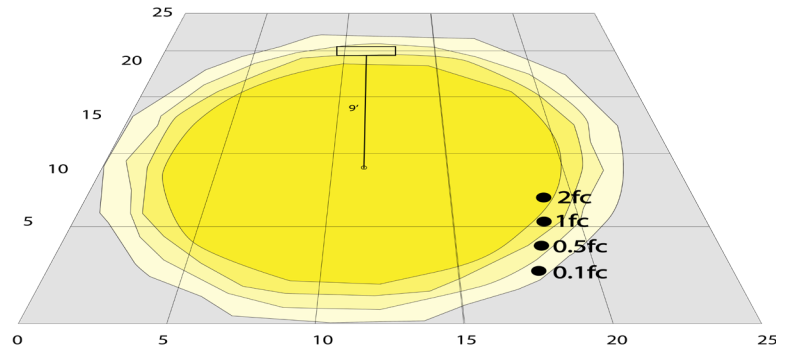
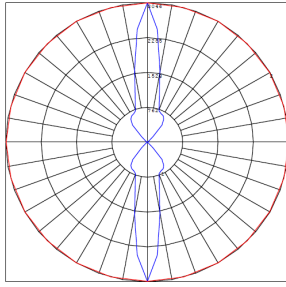
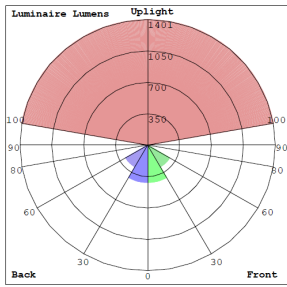
- MCTP: Multi Color Temperature & Multi Power/Wattage (Selectable Switch Under the Mounting Arm)
- Dimming: (Dual Function) Triac Dimmable at 120V & 0-10V Dimming at 120-277V With Installed Emergency Back up Battery
- Lumens Range: 1600LM
- LED: COB Technology With Prismatic Reflector and Frosted Lens
- Light Directions: UP and DOWN
- Color Temperatures: 3000K/4000K/5000K
- Color Rendering Index: CRI ≥ 80
- Beam Angle: 40° for Each Side
- Rated Life: 70,000 Hrs

### Applications:

- Ideal for general site lighting, walkways and stairways, alleys, loading docks, doorway, pathway and parking areas




# Photometrics 51352 & 51353



BUD Rating: B1-U5-G0

## Other Views:



Lens View



Side View



Front View



Back View



Lens View



Side View



Front View



Back View



Lens View




Side View



Front View



Back View



Lens View



Side View



Front View



Back View



Lens View



Side View



Front View



Back View

**Performance Table:**

MODEL NO.	Wattage	Voltage	Lumens	Color Temp.	BUG Rating	LPW
<b>51352 &amp; 51353</b>	2x12W 2x16W 2x20W	120~277V	960LM 1280LM 1600LM	3000K 4000K 5000K	B1-U5-G0	80

**FACTORY-INSTALLED OPTIONS:**

