

## LED Canopy Light

### FEATURES

- Housing: Die-cast aluminum with prismatic polycarbonate lens are designed for LED
- Designed for 9 to 16 foot mounting heights
- Factory-Installed Options: Battery Backup, MotionSensor
- 10-year warranty
- Multi-Power Switch is in the Fixture

### ELECTRICAL

- Wattage: 15W/ 25W/ 35W/ 45W
- Input Current: 0.6A MAX
- Input Voltage: 120-277VAC 50/60Hz
- Power factor: >0.90
- LPW: 120

### LIGHTING

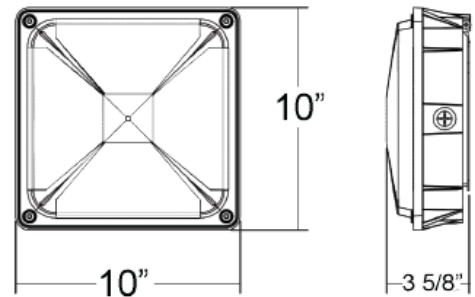
- Dimming: 0~10V dimmable
- LED type/ Brand: SMD 3030/ Lumileds LEDs
- Total lumens: 5100LM Max.
- Color temperature: 3000K/ 4000K/ 5000K
- Color rendering index: >80
- Beam angle: 150°
- Lifespan: 70000 Hrs

### CONSTRUCTION

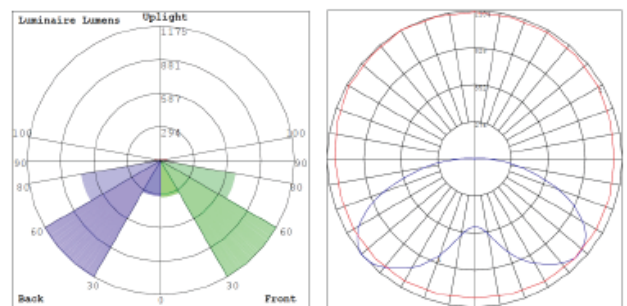
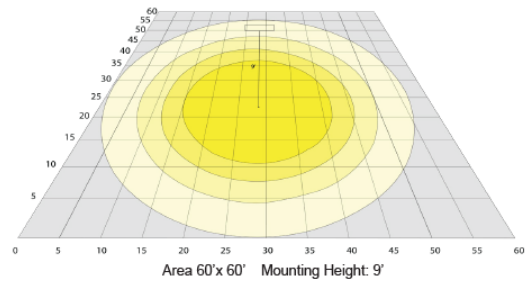
- Die-cast aluminum with bronze
- Four 1/2" threaded hubs located on four sides of the housing
- Prismatic polycarbonate lens
- Lifespan: 70000 Hrs
- Operating temperature: -4°F ~ 104°F
- IP rating: IP65, Wet Location



**SELECTABLE  
WATTAGE**



10"(L) X 10" (W) X 3 5/8"(H)



BUD Rating: B2-U3-G2



### ORDERING INFORMATION

Model	Wattage	Voltage	Lumens	Efficacy	CCT
51403	15W/25W/35W/45W	120-277V	2000-5100Lm	120 Lm/W	5000K